



Vision Inspired Business Interiors Ltd.

700 series

www.visioninspired.com



767-Medium Large

765-Medium Small

760-Small

European Standard EN:1335:2000 -1-2-3 (Cat A) certified for 'Dimension', 'Safety' and 'Strength & Durability'. (copy on request)


700 series - Developed from the RBM Sedens chair design

Sedens was developed with a group of 20 top Scandinavian ergonomists and back care specialists

Fully independent seat and back adjustments - Easy to adjust and ideal for a multi-user environment

Successfully used by individuals to aid existing back conditions

Aimed at helping staff protect themselves from future back problems




Active Multi Choice®



Upholstered onto heavy duty plywood seat and back for durability and strength

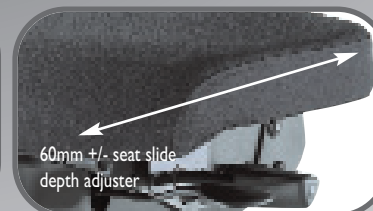
50mm thick padding shaped and contoured to provide maximum circulation and support



The standard polished Aluminium Base with caps shown may be replaced by a version without caps during 2006



Optional lower cost nylon base



60mm +/- seat slide depth adjuster



4830 Arms Multi-adjustable



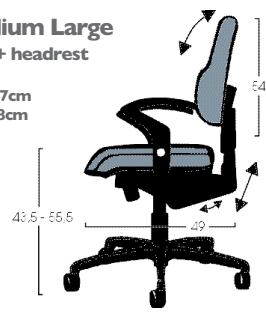
4851 and 4801 Arms Height and width adjustable



767 - Medium Large

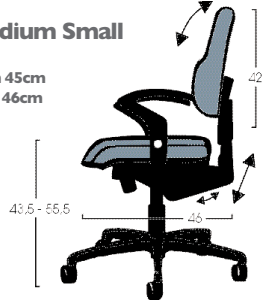
768 = Same + headrest

Back Width 47cm
Seat Width 48cm



765 - Medium Small

Back Width 45cm
Seat Width 46cm



760 - Small

Back Width 45cm
Seat Width 46cm



760 - 765 - 767 - 768



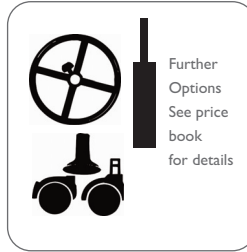
4830 Arms
Multi-adjustable



4851 and 4801 Arms
Height and width adjustable



768



Further Options
See price book
for details

Spring controlled system perfectly balanced and easy to adjust

- 1 - Lever to adjust back / lumbar height
 - 2 - Tension adjustment knob to adjust seat and back float pressure according to the user's weight
 - 3 - Gas lift adjusts seat height between approximately 40cm and 52.5cm
 - 4 - Lever to release Spring or Gas controlled back float, this can be independently locked in any position
 - 5 - Lever to release Spring or Gas controlled seat float/tilt, this can be independently locked in any position
 - 6 - Twist handle to release and lock seat depth adjustment +/- 60mm
- * - An optional pump up lumbar may be available for 767 later in 2006, please ask for details.
 Seat tilt + 6 degrees to -10 degrees
 Back tilt + 8 degrees to - 8 degrees
 60mm thick padding upholstered front and back with piped seams
 Recommended maximum user weight 120 kg
 5 Year Guarantee in normal office use (see price book) For 24 hour use or multi shift use please ask for details

Setting up your Vision 700 series office chair

The seat and back are fully independent, i.e. they operate separately which is the system preferred and recommended by most back care specialists.

These chairs can be used locked or set in free-float, you can lock just the back or just the seat or both at any point in the movement

Adjust to your size

First set the seat height to where you feel comfortable using large paddle lever '3' (this is on the left as you sit). try to have it set slightly high rather than too low. High and low gas stem options are also available, please ask your dealer.

Then set the seat depth using handle '6' - twist the handle forwards in order to release the lock, now you can slide forward or back, when you twist the handle backwards again the slide will lock. Always make sure your seat is flat while you do this as if tilted you will not be able to slide your body weight uphill.

Then Please make sure that you adjust knob '2' to suit your weight, you should be able to have the seat tilt lever released and sit upright with your hands hanging down without the chair tilting you forwards or backwards, this way you know that it is set correctly. When you think it is set correctly sit upright and lift your feet slightly from the floor - if you feel balanced slowly bring your arms forwards and then backwards.

You should then slowly tilt forwards and backwards on the chair with no sudden movement.

Adjust for your lumbar support

Flip open lever '1' (this is on the right behind you as you sit) then move the back rest up or down in order to position the lumbar support where you find it comfortable. Then reclamp lever '1'. Note - lever 1 is adjustable, if the back is hard to move then unwind lever 1 slightly, if it does not lock the back height securely then flip open the lever and wind it in a few turns clockwise, then clamp it closed again.

Your seating comfort and back care

Use levers '5' and '4' to adjust the seat and back angle respectively. To reduce stress on the lower back it is generally advised that people have their seat tilted forward whilst working forward at your desk. This helps retain the desired 'S' shape of your spine naturally.

It is recommended that you try not to sit for long periods in the same position - try to stand up several times each hour and take the opportunity to relax back in your chair when taking a phone call in order to vary your seating position.

Full advice on back care should be taken from a qualified medical practitioner.

770 Sedens chair -Ultra-ergonomic office chair that can be used at almost any height work top making it ideal for electric height adjustable desking adjustable 640mm - 1200mm or where a person uses 2 or more greatly differing work top heights.

How does it work?

The chair is designed with a special gas cylinder and radical seat tilt. Above normal sitting height the gas stem automatically comes through the base and a rubber stop grips the floor so that with the seat tilted at +15 degrees you can 'sit stand' against the seat and it will not roll backwards. When you sit to work at normal desk height the rubber stop comes up from the floor and you can use the chair like any other.

Sitting Backwards - Why?

Some work - such as leaning over a microscope or working on medical scanning equipment may be more comfortable sitting backwards with the back rest used as a chest support to save stress on the lower back. The shape of the back gives ample room for your arms and the back rest tilts freely on the upright to allow comfort and movement as you rest against it.

Please ask for separate details (770 cannot be fitted with armrests or footring)



770
Sedens
chair

Designed for
Sit-Stand
electric desks

European Standard
EN:1335:2000
1-2-3 (Cat A)
Certified for 'Dimension'
'Safety' 'Strength &
Durability'.



Vision Inspired Business Interiors Ltd.

Unit A, Walkers Yard, Thame Road,
Longwick, Princes Risborough,
Buckinghamshire, HP27 9SG

Tel: 01844 346503 Fax: 01844 346516

email: mark@visioninspired.com

www.visioninspired.com